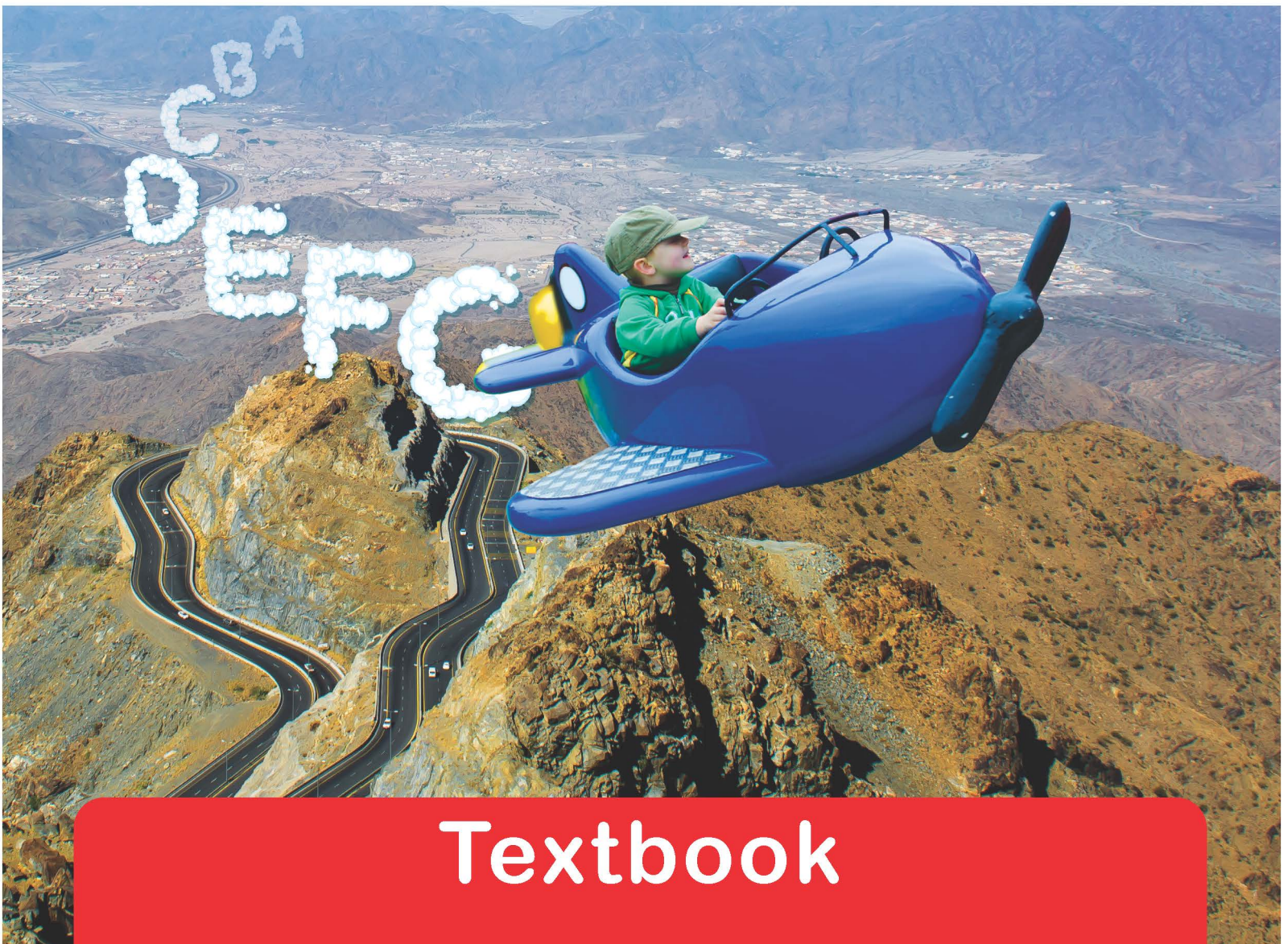


Kindergarten

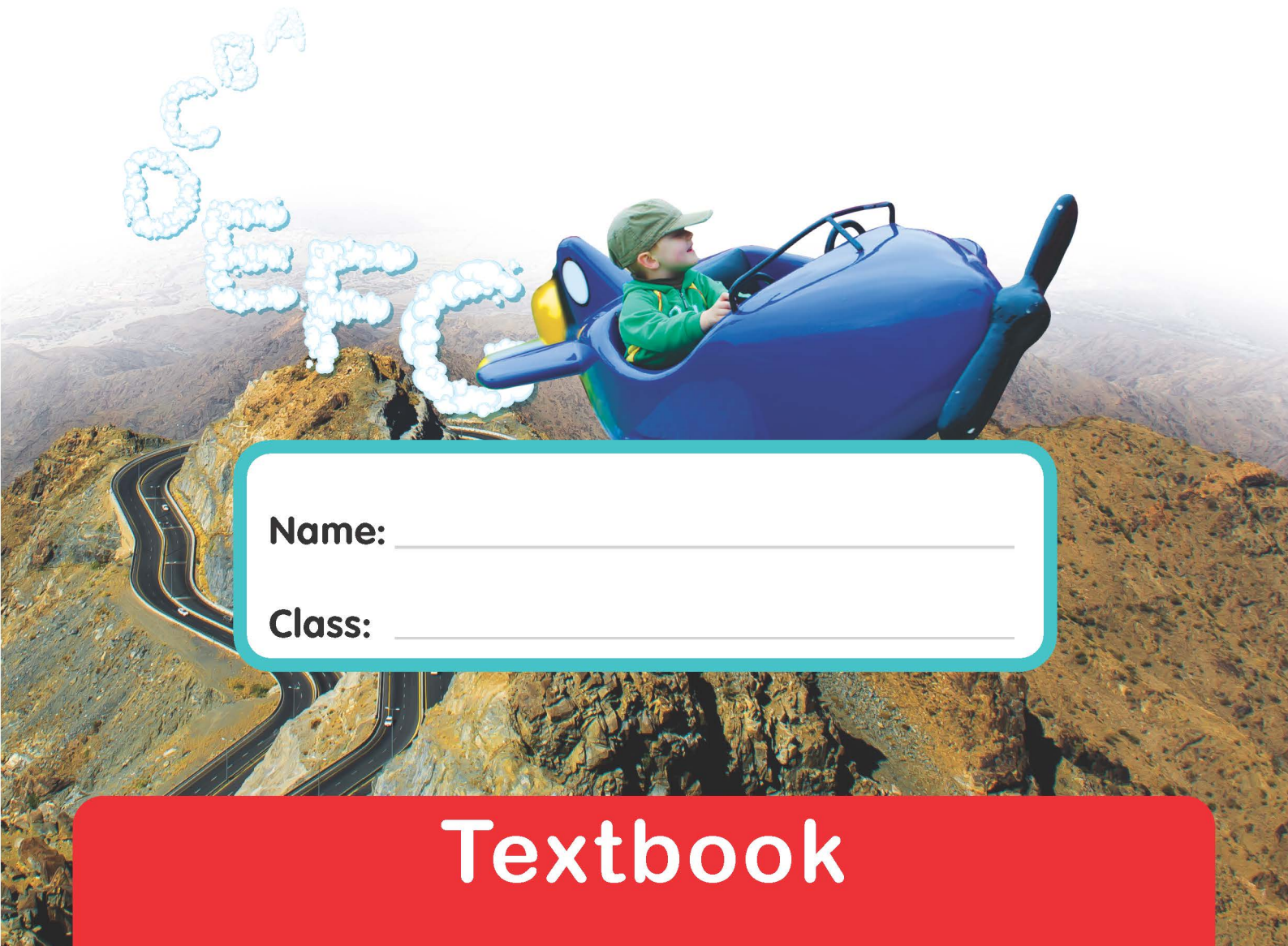
BEYOND LANGUAGE



Textbook

Kindergarten

BEYOND LANGUAGE



Name: _____

Class: _____

Textbook



Copyright © Regal Education Inc

Published under license by Regal Education Inc

10 Pienza, Irvine,
CA 92606, United States
www.regaleducation.org

Beyond Language Textbook

Kindergarten

First edition 2022

This edition is published by Regal Education Inc.

ISBN 978-1-953591-40-1

ALL RIGHTS RESERVED

This book or parts thereof may not be reproduced in any form, stored in any retrieval system, or transmitted in any form by any means – electronic, mechanical, photocopy, recording, or otherwise – without prior written permission of the copyright owner.

While every effort has been made to cite sources of material adapted and reproduced in a precise and as helpful manner as possible, we cannot be certain of the original source copyright holders/owners in some cases. To these copyright holders, we offer our sincere apologies and hope they will take our liberty in good faith. We welcome any information which would lead us to the original source.

Images and Illustrations: Freepik.com / Pixabay.com / Clipart.com

Beyond Language builds learning through a simple approach: knowing self, loving the family, appreciating the community, and discovering the world.



Interact and communicate

Every unit begins with a themed activity to generate bigger ideas. Sharing ideas are great opportunities for children to think, speak and interact with their friends.



Understand the basics

Learn the alphabet, the sounds of the letters, and build phonological awareness through high frequency words, word families, short verses, rhymes, poems and simple stories.



Read for enjoyment and comprehension

There are poems, short stories and simple rhymes to encourage beginning reading. Through these, children see the language being used and hear how it is spoken.

The collage features several pages from the textbook:

- Unit 1 Hello!**: A page with a girl saying "Hello! My name is Lina. I am a girl. I am 6 years old. I can sing my ABC." and another girl saying "Hello! My name is... I am a... I am 6... I can sing...". Below them is the instruction "Let's greet one another!".
- Read these words. Listen to the C sound.**: A page with the letters 'Cc' and illustrations of a cat, a coin, a cup, and a cap. A boy is shown clapping.
- Ben and Ali**: A page with the instruction "Let's read aloud." and a poem: "Here is Ben! He likes to walk. Here is Ali! He likes to talk. Ben likes to play with clay. Ali likes to run all day. Ben likes dancing. He does not like to swim. Ali likes swimming. He does not like the gym. Ben likes to read, that's right! Ali likes to explore everything in sight!"
- Join the dots. Color the picture. What is the missing word in the sentence?**: A page with a dotted outline of a house and a sentence: "My family lives in a _____." Below it is the instruction "Share a funny story about your family.".



Listen for information and instruction and comprehension

Listening and writing activities enable children to build their listening capacity, and to learn to be attentive in order to complete the exercises meaningfully.



Draw and write to share ideas

Drawing and simple writing activities allow children to express their ideas.



Engage the children

with the closing questions and extend the learning beyond the textbook. Children benefit from purposeful discussions as they become more curious about the world!

Contents

Unit

1

Hello!



How do you greet others and introduce yourself?

Grammar

- The alphabet
- Punctuation – Capital letters in names and beginning of sentences
- Sentence structure – I am



Phonics

- Letter sounds – S, A, T
- Word families – at, am

Page 1

Unit

2

All About Me



What makes you special?

Grammar

- Singular and plural nouns
- Sentence structure – I have



Phonics

- Letter sounds – I, P, N
- Word families – an, ap



Page 13

Unit

3

I Can Do This!



What can I learn about myself when I do new things?

Grammar

- Action words (verbs)
- Sentence structure – I can



Phonics

- Letter sounds – C, K
- Consonant digraph – ck

Page 25

Unit

4

Meet My Family!



What does family mean to you?

Grammar

- Pronouns – I, he, she, they, we, it
- Sentence structure – This is



Phonics

- Letter sounds – E, H, R, M, D



Page 35

Unit

5

Welcome To Our Home!



What do you do in the comfort of your home?

Grammar

- Demonstrative pronouns – this, that
- Sentence structure – This is, That is
- Parts of a sentence



Phonics

- Letter sounds – G, O, U

Page 51

Unit
6

We Are A Happy Family



What is teamwork in a family?

Grammar

- Prepositions – on, in front of, behind, beside, in, under



Phonics

- Letter sounds – L, F, B
- Vowel digraph – ai

Page 67

Unit
7

Happy Birthday!



What makes a celebration special?

Grammar

- Opposites



Phonics

- Letter sound – J
- Vowel digraphs – oa, ie



Page 85

Unit
8

What Day Is It?



Why are some days special or important?

Grammar

- Punctuation – capital letters of days and holidays



Phonics

- Vowel digraph – ee
- Digraph – or
- Letter sound – Z

Page 97

Unit
9

All Ready For School!



How do you prepare yourself for school?

Grammar

- Sentence structure – Let's
- Question words – who, what, when, where, why, how



Phonics

- Letter sound – W
- Consonant digraph – ng
- Word family – ag

Page 109

Unit
10

This Is My School



Why does your school have different parts?

Grammar

- Sentence structure – I like



Phonics

- Letter sound – V
- Vowel digraph – oo



Page 123

Unit
11

I Know My Manners



What does having good manners mean to you?

Grammar

- Punctuation – period, exclamation mark, question mark



Phonics

- Letter sounds – Y, X
- Word family – ad

Page 133

Unit
12

My Neighborhood



What do you know about the places in your neighborhood?

Grammar

- Adjectives



Phonics

- Consonant digraphs – ch, sh
- Word family – it

Page 147



Unit
13

My Community



What do you know about the people in your community?

Grammar

- Words with multiple meanings



Phonics

- Consonant digraph – th
- Letter sound – Q and Qu
- Diphthong – ou

Page 163

Unit
14

My Country



What do you know about your country?

Grammar

- Punctuation – capital letters of continents, countries, cities, and states



Phonics

- Diphthong – oi
- Vowel digraph – ue
- Digraph – er

Page 181

Unit
15

Celebrating Festivals



What can you learn about the different festivals in the world?

Grammar

- Cause and effect using 'because'
- Punctuation – comma to separate a list of things



Phonics

- Digraph – ar
- Vowel digraph – ew

Page 195



Unit

1

Hello!

Hello! My name is Lina.
I am a girl.
I am 6 years old.
I can sing my ABC.

Hello! My name is Adil.
I am a boy.
I am 6 years old.
I can sing my ABC, too.



Let's greet one another!



Let's read aloud.

Hello, Adil!
Nice to meet you!

Hello, Lina!
Nice to meet you, too!

What is your
favorite color?

I like **blue**. What is
your favorite color?

I like **green**.



Let's act
this out!



Circle your favorite color.





Draw a picture of yourself.

A large, empty rectangular box with a blue border, intended for a child to draw a picture of themselves.

Hello! My name is

I am _____ years old.



You always use the capital letter for the first letter of your name.

The first letter in a sentence begins with a capital letter, too.



Let's read aloud.

The Alphabet Song

A—B—C—D—E—F—G

H—I—J—K

L—M—N—O—P

Q—R—S

T—U—V

W—X

Y and Z!

Now I know my **ABC**!

Next time won't you
sing with me?

Can you sing
this song?




Read aloud. Trace the letters.



Aa

Apple



Bb

Ball



Cc

Cat

Aa


Bb

Cc



Dd

Duck



Ee

Elephant



Ff

Fish

Dd

Ee

Ff



Gg

Grapes



Hh

Horse



Ii

Ice cream

Gg

Hh

Ii



Read aloud. Trace the letters.



Jj

Jello



Kk

Kite



Ll

Lion

Jj

Kk

Ll



Mm

Mango



Nn

Nest



Oo

Orange

Mm

Nn

Oo




Pp

Parrot



Qq

Quill



Rr

Rose

Pp

Qq

Rr



Read aloud. Trace the letters.



Ss

Strawberry



Tt

Tiger



Uu

Umbrella

Ss

Tt

Uu



Vv

Violin



Ww

Watch



Xx

Xylophone

Vv

Ww

Xx



Yy

Yak



Zz


Zebra

Yy

Zz



Read and listen to the **S** sound.



Ssss says the **s**nake,



Ssss says the **s**nake.

Sing a **silly S** song,

Ssss says the **s**nake.



Read and listen to the **T** sound.



Tap, **t**ap, **t**ap your **t**oe,

Tap your **t**oe for **T**.

Tap for **t**rain and **t**urkey and **t**oy,



Tap, **t**ap, one, **t**wo and **t**hree.



Listen carefully. Circle the ones that begin with the **T** sound.

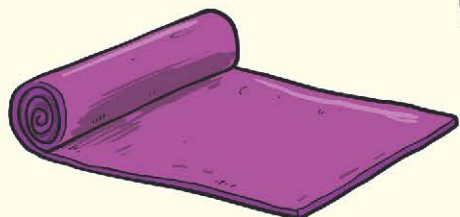


Listen carefully. Circle the ones that begin with the **S** sound.





Read and listen to the **a** sound.



Where is short **a**?


Where is short **a**?

Here I **a**m!

Here I **a**m!



In **a**t, **ma**t, **sa**d, **la**d, **ca**t with a **ha**t!



Where is short **a**?

Where is short **a**?

Here I **a**m

Here I **a**m,

In **fa**n, **ma**n, **ca**b, **ta**b, and **glad da**d!





Read and listen to the **at** sound.



Pat the Cat

There was once a **cat**,

His name was **Pat**.

Pat sat on a red **mat**.

Pat saw a **rat**.

Rat had a **hat**.


Pat loved the **hat**.

Rat gave **Pat** his **hat**.

Pat the **cat sat** on the **mat** with his **hat**.



What is missing on Pat the cat?
Draw it. Color the picture.



The words **cat** and **Pat** rhyme because they end with the same sound. What other words in the poem rhyme with **cat** and **Pat**?



Read and listen to the **am** sound.



I **am Sam, Sam am** I,

I like to eat **jam**.

I **am Sam, Sam am** I,

I have a pet **ram**.

I **am Sam, Sam am** I,

I live by the **dam**.



Read these words.




dam



tram



yam



ram



jam



exam



slam



Make a rhyme with some of these words!

Unit

7

Happy Birthday!

You're invited to
**Melody's
6th Birthday
Party**

Sunday
May 22, 2022
2 pm – 6 pm
6 Plaza Street



How do you celebrate your birthday?



Let's read aloud.

My Birthday

Today is my birthday. I have a party. My parents get a cake for me. All my friends bring presents for me.

We sing the 'Happy Birthday' song together. I make a wish and blow the candles. We eat the cake. We also play games.

I am very happy. I feel very special on my birthday.





Look at the pictures. Read the words.



friends




party hats



banner



balloons



birthday cake



presents



Trace the words. Color the picture.

Happy Birthday



Discuss with one another how birthdays are celebrated in your family.



Find these words in the puzzle. Circle them.



balloons



presents



candles

cake



friends



hats

j	f	e	e	n	d	s	e
b	a	l	l	o	o	n	s
y	k	z	h	a	t	s	e
f	r	i	e	n	d	s	o
n	c	a	k	e	k	o	p
p	r	e	s	e	n	t	s
p	s	a	n	d	s	f	t
c	a	n	d	l	e	s	s




Let's read aloud.



hot chicken wings



cold drinks



tall candles



short candles



small teddy bear



big teddy bear



What other opposite words can you think of?



Match the opposite words.

hot ●

● small

happy ●

● young

tall ●

● empty

fast ●

● sad

big ●

● short

old ●


● slow

full ●

● cold




Read these words. Listen to the **J** sound.



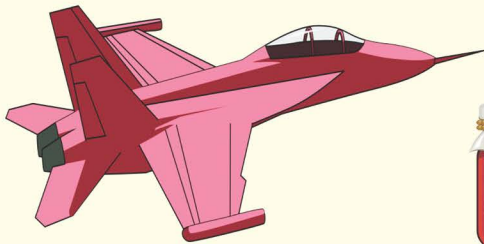
jug



jar



jeans



jet



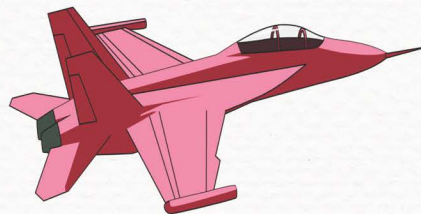
jam



jacket



Listen carefully. Circle the ones that begin with the **J** sound.





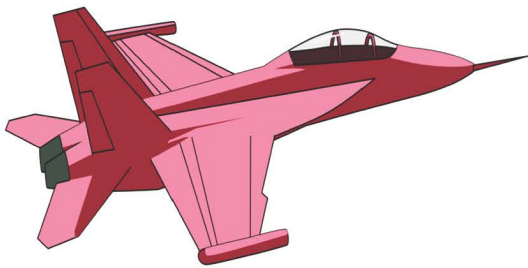
Look at the pictures. Unscramble the letters to make the words.




g u j



m a j



e j t



a r j



o l l e j



k j c a e t



The two letters **oa** make one sound.
Read and listen to the **oa** sound.



goat



road



boat



Write **oa** in the blanks.
Read the words.



s _ _ p



c _ _ t



t _ _ d



The letters **ie** have two sounds.
They make the long *i* or long *e* sound.
Read these words. Listen to the long *i* sound.



tie



die



lie


Read these words. Listen to the long *e* sound.



thief



cookie



piece



Fill in the blanks. Draw.

My birthday is on



I am _____ years old.

This is my favorite present!

Unit

12

My Neighborhood

THE MALL

SCHOOL

LIBRARY

Electronics

LOCAL STORE

Supermarket

CAFE

BANK

Where do you like to go in your neighborhood?



Let's read aloud.

My Neighborhood



In my neighborhood, there are many places to go.



When we are hungry, we eat at a restaurant. We mail a parcel to our grandparents at the post office.



We shop for our clothes and shoes at the shopping mall. We buy groceries at the supermarket.



We buy our bread, cakes, and cookies at the bakery.



My favorite place of all is the library. It is next to my school.

I go to the library to read.





Read the words. Trace the words.



restaurant



post office



shopping mall



bakery



library



school



supermarket



There are four pictures in a set. Ben circles one picture and says it does not belong to the group. Why do you think so?



Circle the one that does not belong in each set. Explain why you think it does not belong to the set.





Let's read aloud.

Mother goes to the market every week. She likes to talk to the **friendly** stallholders. She buys **fresh** meat from Mr. Lee. She also buys **leafy** vegetables from Mrs Jones.



Pick up an object in the classroom.
Describe it to your friend.



The words **friendly**, **fresh**, and **leafy** are called adjectives. They tell us more about the nouns.



Underline the adjectives in the sentences.

The library
is cold.



I am wearing a
clean T-shirt.



My socks
are new.



I have a
blue cap.



I sell fresh
vegetables.






Read and listen to the **ch** sound.




Charlie the Chimpanzee

Charlie the **ch**impanzee,
so hungry was he,



sat on a deck **ch**air munch**ch**ing **ch**ease.

He ate **ch**icken and French**ch** fries,
baked potatoes and **ch**erry pies,

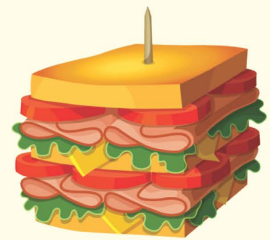


chopped nuts and peach,
chocolate **ch**ips and a big sandwich.

Charlie the **ch**impanzee,

so full was he,

lay on a deck **ch**air by the beach.





Listen carefully.

Circle the correct sound you hear for each picture.

ch

sh



sh

ch



sh


ch





Read these words. Listen to the **sh** sound.

sh



shark



shrimp



shoe



shfish




shwash



ship



Listen carefully. Circle the ones that have the **sh** sound.





Read these words. Listen to the **it** sound.



lit





sit



pit



Listen carefully.
Circle the ones that have the **it** sound.





Read the words. Trace the words.



hit



knit



skit



kit



Find the **it** words in the puzzle. Circle them.

Word list

bit

lit

kit

sit

hit

fit

o	s	e	a	u	k
s	i	t	a	o	l
s	b	i	t	u	i
p	q	j	k	i	t
f	i	t	h	i	t
t	a	d	h	e	a



Join the dots. Fill in the boxes with your answers.



This is a

t	r	o	l	l	e	y
---	---	---	---	---	---	---

.

I usually find it in a

s									
---	--	--	--	--	--	--	--	--	--

.

I put the things I want to buy in it.

Unit

15

Celebrating Festivals



Which festival do you look forward to each year?



Let's read aloud.

The Rubber Duck Race

The Rubber Duck Race, takes place in autumn in Tübingen, Germany, every year. It is a race for charity. Anyone can take part, as long as you have a rubber duck! The rubber ducks are then placed on the Neckar, a fast-flowing river that runs through the town of Tübingen. There is also a prize for the owner of the winning duck!





These are some festivals around the world.
Match the pictures to the names of the festivals.



● Songkran
Water Festival



● Diwali



● Chinese
New year



Name other festivals celebrated around the world. What do the people do during these festivals?



Let's read aloud.

A comma (,) is used to separate things in a list.

Examples

We eat dates, kebabs, and rice during the festival.

list of food

We buy apples, oranges, peaches, and bananas.

list of fruits



Read the sentences.

Add commas in the correct places.


- 1 John Mary and Siti are at the National Day festival.
- 2 The banners are red blue green and yellow.
- 3 Father buys coffee tea and milk at the fair.
- 4 Mother cooks rice fish chicken and potatoes to celebrate the New Year.



Let's read aloud.

Cause

Effect



I buy a rubber duck.

I take part in the race.

I buy a rubber duck **because** I want to take part in the race.



We are happy.

We take part in the parade.

We are happy **because** we can take part in the parade.



Match the pictures to show cause and effect.

Cause

Effect




strong wind



bread in toaster




mud puddle






Read these words. Listen to the **ar** sound.



car



art



farm



park



star




jar




Listen carefully.

Circle the ones that have the **ar** sound.






Match.



● bar



● far



● jar



● farm



● star




The two letters **ew** can be a long *u* sound or a long *oo* sound. Read and listen to the **ew** sound.



stew



few



knew



blew



flew




chew



Listen carefully.

Circle the ones that have the **ew** sound.





Look at the picture. Write the correct word.

chew

new

news

screw

grew





Find these words in the puzzle. Circle them.

Word list

prize	happy	dance	food
festival	sweets	art	water

s	p	r	i	z	e	f
r	d	a	r	t	s	e
h	a	a	f	a	w	s
a	n	z	o	y	e	t
p	c	e	o	x	e	i
p	e	a	d	z	t	v
y	s	w	e	e	s	a
q	w	a	t	e	r	l



What festivals are celebrated in spring?



Regal Education Inc. presents publications which adopt the **Common Core State Standards** for English Language Arts and Literacy in History/Social Studies, Science, and Technical Subjects, which represent the next generation of K–12 standards designed to prepare all students for success in college (including SAT, and ACP), career, and life by the time they graduate from high school.

Beyond Language builds learning through a simple approach: knowing self, loving the family, appreciating the community, and discovering the world.

Kindergarten and Grades 1 to 3

Each grade level comprises a **Textbook**, a **Language Use Workbook (Grammar and Vocabulary)** and a **Language Skills Workbook (Phonics, Spelling, Handwriting)** for the students, as well as a **Teacher’s Guide** for the educators and instructors.

Grades 4 to 6

Each grade level comprises a **Textbook**, a **Language Use Workbook (Grammar and Vocabulary)** and a **Language Skills Workbook (Spelling competency for reading, writing and communication)** for the students, as well as a **Teacher’s Guide** for the educators and instructors.



regaleducation.org

