

Let's Do
SCIENCE

Kindergarten Gamebook



Let's Do SCIENCE

Kindergarten Gamebook

Name: _____

Class: _____



Copyright © Regal Education Inc

Published under license by Regal Education Inc

10 Pienza, Irvine,
CA 92606, United States
www.regaleducation.org

Let`s Do Science Gamebook Kindergarten

First edition 2022
This edition is published by Regal Education Inc.
Maryia Chautayeva

ISBN 978-1-957095-33-2

ALL RIGHTS RESERVED

This book or parts thereof may not be reproduced in any form, stored in any retrieval system, or transmitted in any form by any means – electronic, mechanical, photocopy, recording, or otherwise – without prior written permission of the copyright owner.

While every effort has been made to cite sources of material adapted and reproduced in a precise and as helpful manner as possible, we cannot be certain of the original source copyright holders/owners in some cases. To these copyright holders, we offer our sincere apologies and hope they will take our liberty in good faith. We welcome any information which would lead us to the original source.

Images and Illustrations: Freepik.com / Pixabay.com / Clipart.com

Gamebook is a supplementary material to be used in the classroom and at home to diversify the learning routine, provide students with engaging materials that would help them to improve not only their academic, but also cognitive and social skills.

Games offered in this book allow children to use their creativity while:

- ✓ developing dexterity,
- ✓ training memory and attention span,
- ✓ developing cognitive and emotional strength,
- ✓ learning the importance of teamwork and collaboration,
- ✓ improving cognitive and interpersonal skills.

Have Fun

QUIZZES

Play

MAZES

FLASHCARDS

PUZZLES

Learn

Unit 1

What Are Living Things?

Living things are things that are alive. **People** are living things. **Animals** are living things. **Plants** are living things too.

Look at the things around you.

- ✓ What things can you see?
- ✓ Name all the living things you can see around you right now.



What are Non-Living Things?

Many things around you, like your **toys**, your **clothes**, **rocks**, and **water** are not living things. Something that is not a living thing is called a non-living thing. Non-living things are not alive.


Look at the things around you.

- ✓ What things can you see?
- ✓ Name all the non-living things you can see around you right now.



Look at these pictures. Group living and non-living things.

Living Things



Non-Living Things

MATCH THE ANIMAL WITH ITS BABY.



Cat



Dog



Hen



Sheep



Horse



Puppy



Lamb



Kitten



Foal



Chick

Match Baby Animals and their Parents.

Adult:

Young:

Cat



Cub



Kitten

Chicken



Chick



Cow



Calf



Deer



Fawn



Dog



Puppy




Duck



Duckling



Goose



Gosling



Horse




Foal



Kangaroo



Joey



Platypus


Platypup



Sheep



Lamb



Swan







Cygnets





Bear









Who Am I?

Name Animals



Bear
Elephant
Cow
Donkey
Spider
Giraffe
Goat
Chicken
Zebra
Sheep
Tiger
Monkey
Lion
Snake




Cut out the flashcards. Play with your friends.

Ideas for the game.

1. Place the cards face down on the desk. Each friend takes a card and names it.
2. Place the cards face down on the desk. Each friend takes a card, names it, and says if it is a living or a non-living thing.
3. Place the cards face down on the desk. Each friend takes a card, names it, says if it is a living or a non-living thing, what it eats.
4. Create your own rules.








Unit 2

Let's play CAN YOU?
Ask your friends.
Create your own questions.



1. Can you drink with your nose?
2. Can you eat with your feet?
3. Can you hear with your skin?
4. Can you dance with your fingers?
5. Can you smile with your belly?
6. Can you feel with your hair?
7. Can you cry with your ears?
8. Can you shout with your eyes?
9. Create your own questions




Cut out and glue. Play with the cubes. Roll the dice and name everything that you can see.

Make it fun!

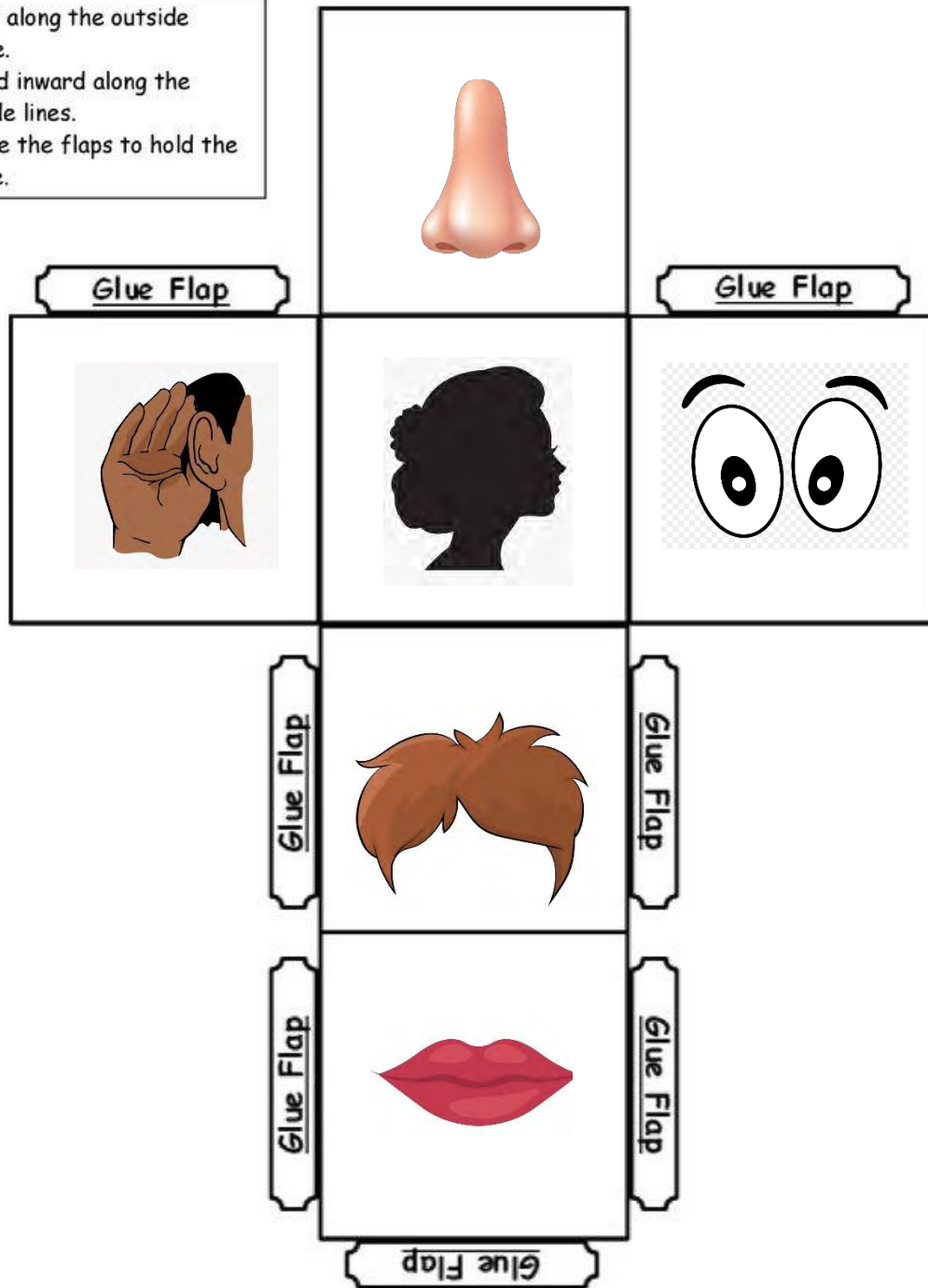
ASK YOUR FRIENDS FUNNY QUESTIONS.

- ✓ *Can you drink with your nose?*
- ✓ *Can you eat without your mouth?*



Make a Paper Cube

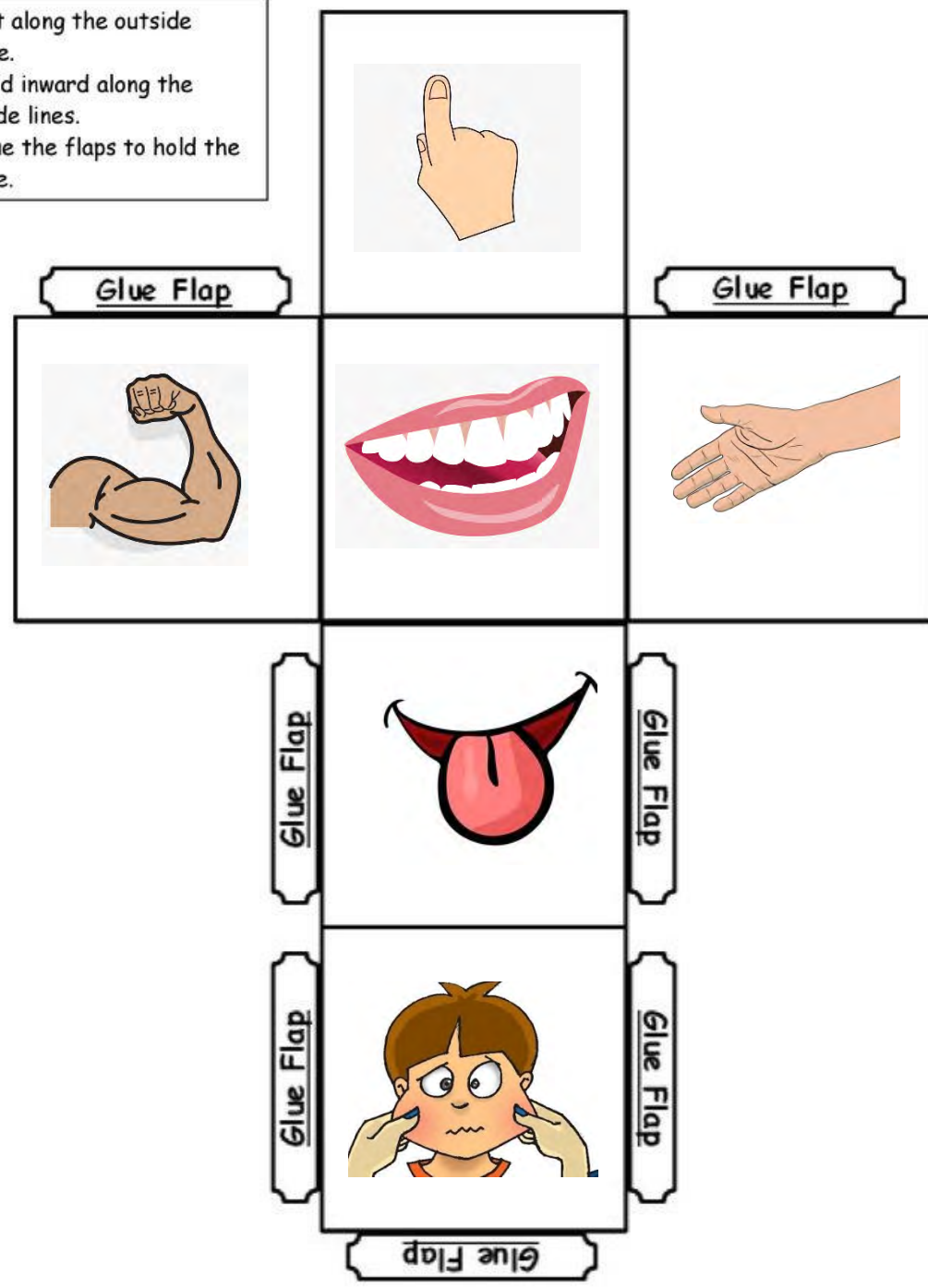
- Cut along the outside edge.
- Fold inward along the inside lines.
- Glue the flaps to hold the cube.





Make a Paper Cube

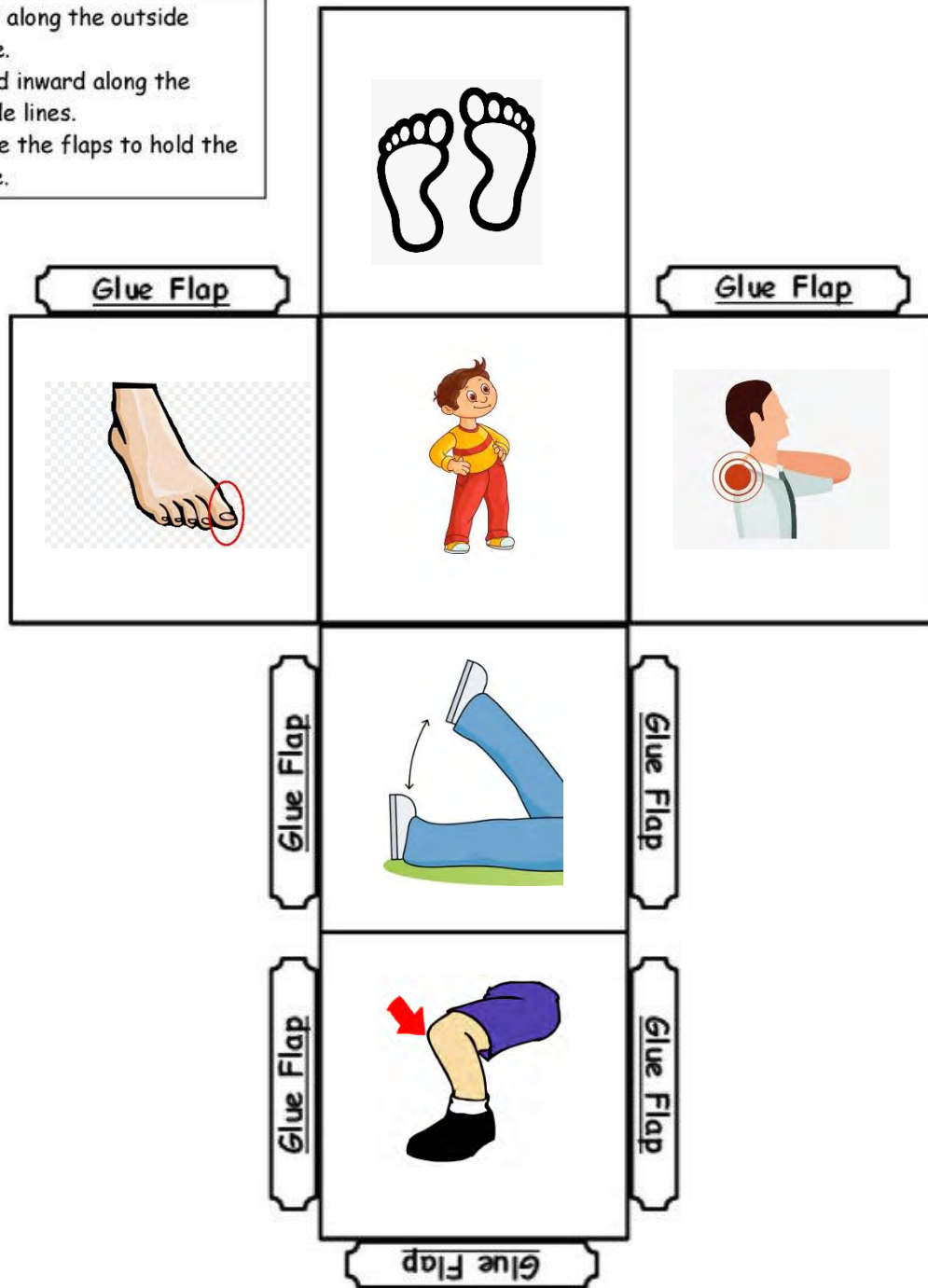
- Cut along the outside edge.
- Fold inward along the inside lines.
- Glue the flaps to hold the cube.





Make a Paper Cube


- Cut along the outside edge.
- Fold inward along the inside lines.
- Glue the flaps to hold the cube.





Make a Paper Cube

- Cut along the outside edge.
- Fold inward along the inside lines.
- Glue the flaps to hold the cube.





Make a Paper Cube

- Cut along the outside edge.
- Fold inward along the inside lines.
- Glue the flaps to hold the cube.

