

Let's Do

MATHEMATICS

Grade 1 Gamebook



Let's Do

MATHEMATICS

Grade 1 Gamebook

Name: _____

Class: _____



Copyright © Regal Education Inc

Published under license by **Regal Education Inc**

10 Pienza, Irvine,
CA 92606, United States
www.regaleducation.org

Let`s Do Mathematics Gamebook Grade 1

First edition 2022
This edition is published by Regal Education Inc.
Maryia Chautayeva

ISBN 978-1-957095-17-2

ALL RIGHTS RESERVED

This book or parts thereof may not be reproduced in any form, stored in any retrieval system, or transmitted in any form by any means – electronic, mechanical, photocopy, recording, or otherwise – without prior written permission of the copyright owner.

While every effort has been made to cite sources of material adapted and reproduced in a precise and as helpful manner as possible, we cannot be certain of the original source copyright holders/owners in some cases. To these copyright holders, we offer our sincere apologies and hope they will take our liberty in good faith. We welcome any information which would lead us to the original source.

Images and Illustrations: Freepik.com / Pixabay.com / Clipart.com

Gamebook is a supplementary material to be used in the classroom and at home to diversify the learning routine, provide students with engaging materials that would help them to improve not only their academic, but also cognitive and social skills.

Games offered in this book allow children to use their creativity while:

- ✓ developing dexterity,
- ✓ training memory and attention span,
- ✓ developing cognitive and emotional strength,
- ✓ learning the importance of teamwork and collaboration,
- ✓ improving cognitive and interpersonal skills.

Have Fun

QUIZZES

Play

MAZES

FLASHCARDS


PUZZLES

Learn

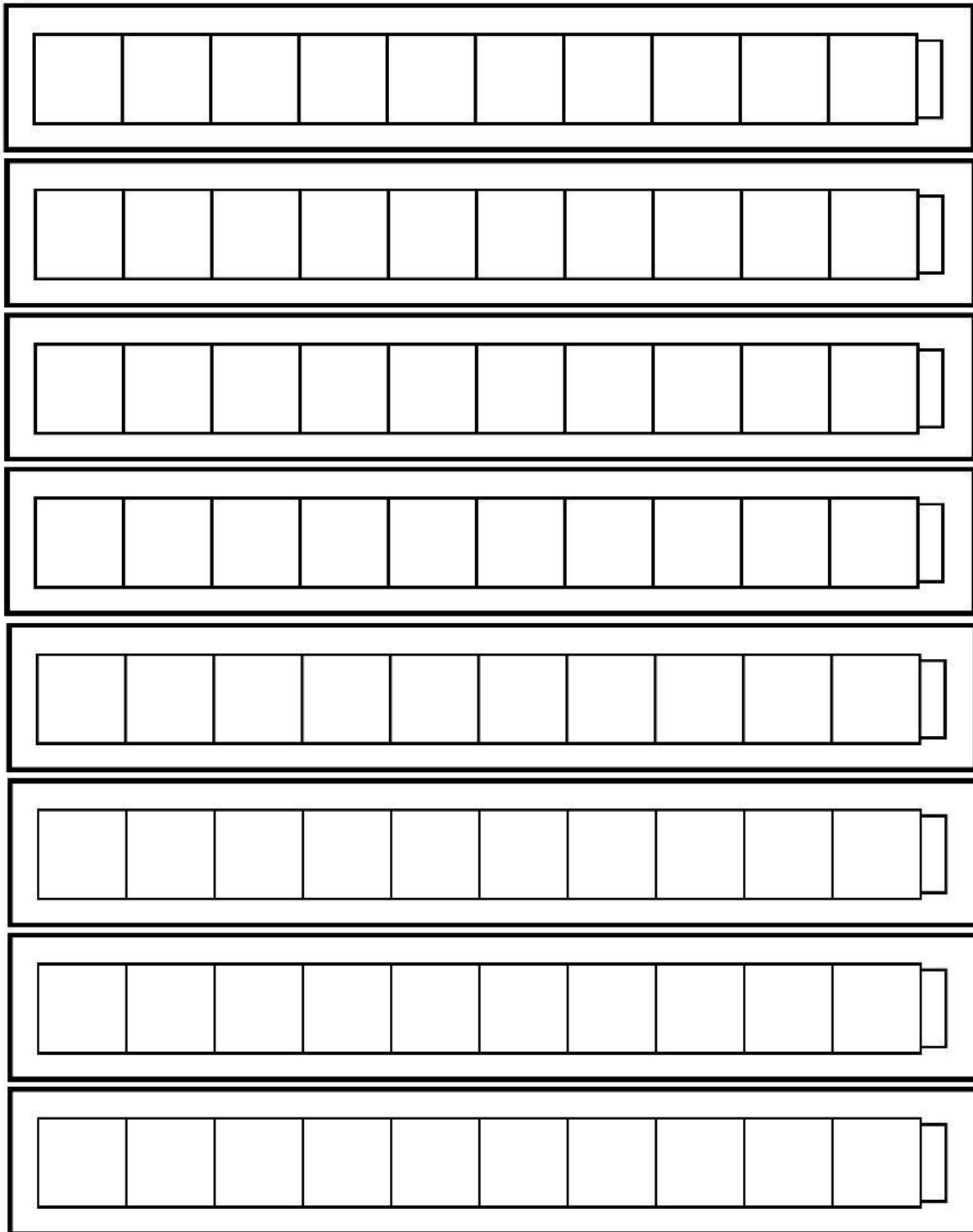
Cut out and play with multilink cubes. Color them.


Unit 1

Copy the towers you see in this picture with the multilink cubes you cut out. Create your own towers.




Cut the cubes out. You can cut them out individually or as pairs and towers.
















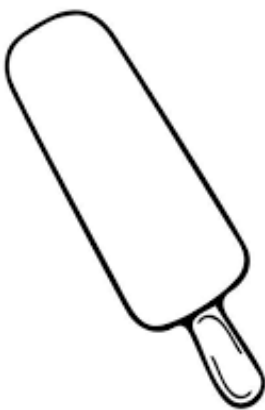
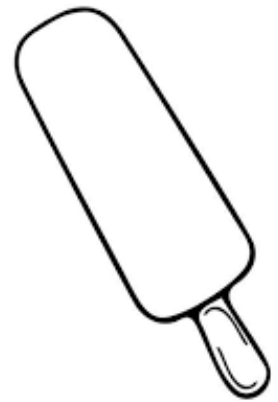
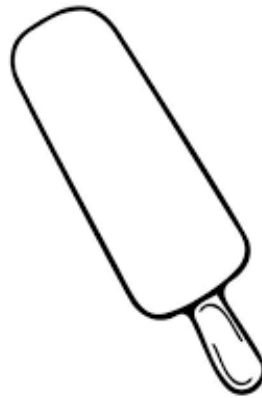
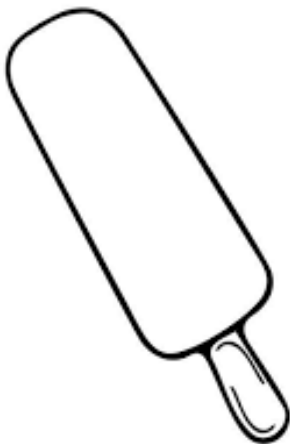
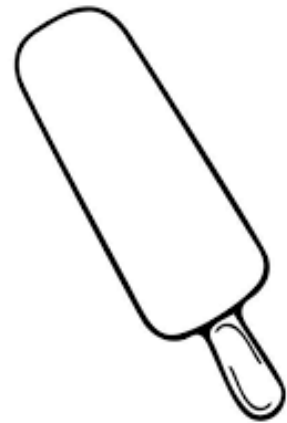
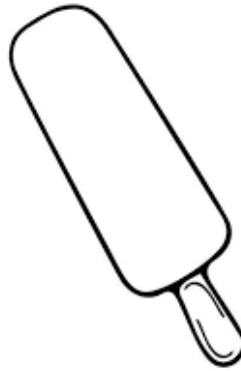
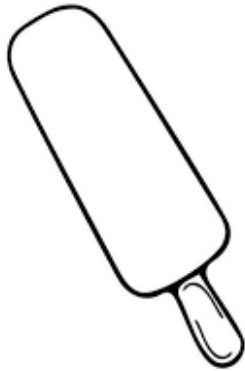
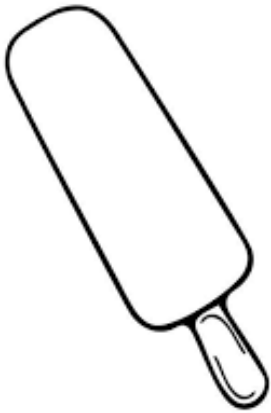









Cut out, color, and add a number. Play with Numeral Cards.





Ideas for the game:

1. Your friend or teacher name the numbers, show them the card.
2. You show the card and ask your friend to name it.
3. The cards are face down on the desk. Take any card, turn it over and name it.



Cut out, color, and add a number. Play with Numeral Cards





Cut out and play with Vocabulary Cards.

Do you
remember
all the
words?

PART

WHOLE


NUMBER


BOND

STORY


ADD

Create your own vocabulary cards.





















Glue an envelope for the cut-outs and flashcards here.











Unit 2

Cut out and play with multilink cubes (on the other page). Color them.

Sophie left you some tasks. Do them with the help of your multilink cubes.

5		+	3		=	__
4		+	9		=	__
1		+	6		=	__
2		+	7		=	__
6		+	6		=	__
3		+	4		=	__
7		+	9		=	__
2		+	2		=	__

4		+	4		=	__
6		+	5		=	__
3		+	2		=	__
8		+	6		=	__



Cut the cubes out. You can cut them out individually or as pairs and towers.

